



SG 1015



PRODUKTINFORMATIONEN

- **Bedienung:** Hand
- **Grösse:** S
- **Montage:** Decke, Wand
- **Farben:** weiss RAL 9016 oder Aluminium farblos eloxiert, Sonderfarben möglich
- **Stoffe:** siehe Silent Gliss Stoffkollektion

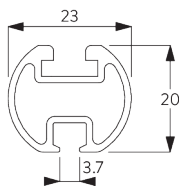
Merkmale:

- Biegbar

SYSTEMSPEZIFIKATIONEN

A. PROFIL

Profil- und
Biegeinformationen

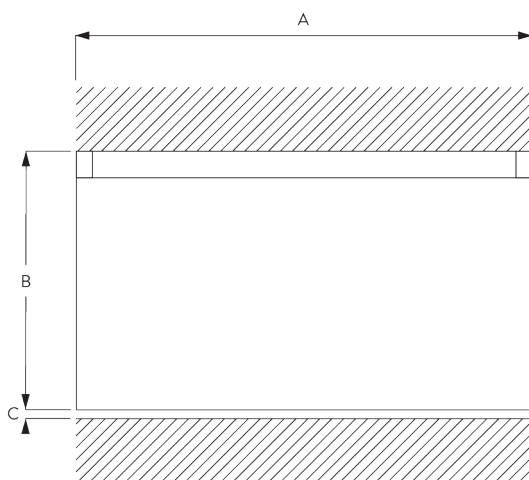


SG 1003p

Profil

✓ Radius:
15 cm, 20 cm, >25 cm

B. MASSAUFNAHME



A: Systembreite

B: Systemhöhe

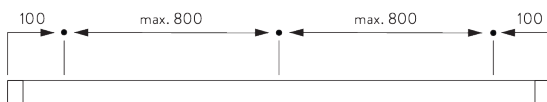
C: Abstand zwischen Boden und Behang

MONTAGE

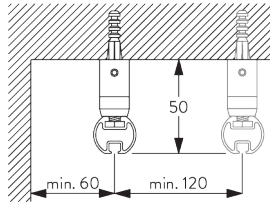
A. MONTAGE- INFORMATIONEN

Detaillierte Montageinformationen siehe
Silent Gliss Website

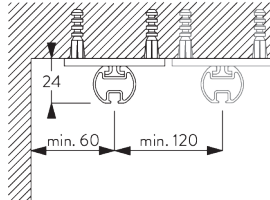
Montagepunkte



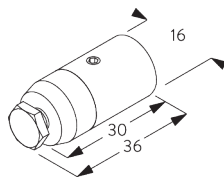
B. DECKEN- MONTAGE



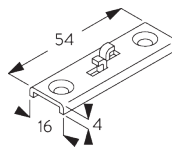
Mini-Hänger SG 6175



Träger SG 6124



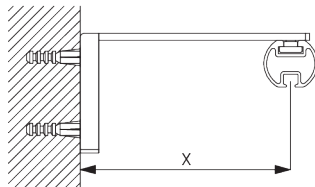
SG 6175
Mini Hänger



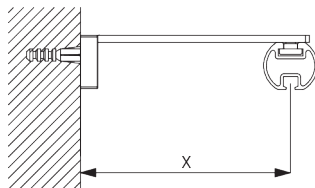
SG 6124
Träger

C. WANDMONTAGE

Smart Fix

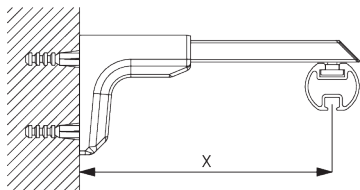


Smart Fix mit Langloch SG 11206 - SG 11208:
Linsenschraube SG 10492 (M4x8) benötigt.

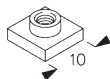


Square Smart Fix mit Langloch SG 11216 - SG 11218:
Linsenschraube SG 10492 (M4x8) benötigt.

Smart Fix	X mm
SG 11206 / SG 11216	33-51
SG 11207 / SG 11217	53-71
SG 11208 / SG 11218	73-91
SG 11154	102-130
SG 11155	132-160
SG 11156	182-210



Universal Smart Fix SG 11154 - SG 11156:
Linsenschraube SG 11131 (M4x6) benötigt.



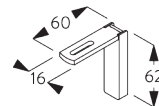
SG 6117
Nutenstein



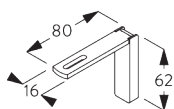
SG 10492
Linsenschraube M4x8



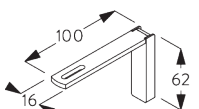
SG 11131
Linsenschraube mit Flansch
M4x6



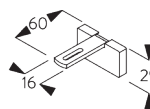
SG 11206
Smart Fix 60 mm mit
Langloch



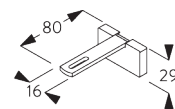
SG 11207
Smart Fix 80 mm mit
Langloch



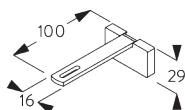
SG 11208
Smart Fix 100 mm mit
Langloch



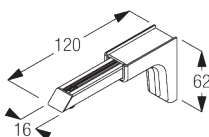
SG 11216
Square Smart Fix 60 mm mit
Langloch



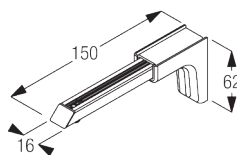
SG 11217
Square Smart Fix 80 mm mit
Langloch



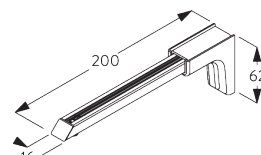
SG 11218
Square Smart Fix 100 mm mit
Langloch



SG 11154
Universal Smart Fix 120 mm



SG 11155
Universal Smart Fix 150 mm



SG 11156
Universal Smart Fix 200 mm

ALLGEMEINE HINWEISE

Masse / Gewicht

- Massangaben in mm ausser anderweitig angegeben.
- Max. kg bezieht sich auf Stoff inklusive Zubehör.
- Paketbreite hängt von Konfektionsart und Stoffbeschaffenheit ab.
- Gleiterabstand max. 80 mm / Rollerabstand max. 100 mm.
- Empfohlener Abstand Boden / Behang: 20 mm.
- Um Systemhöhe (B) zu bestimmen muss kleinste Raumhöhe berücksichtigt werden.

Montage


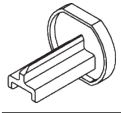

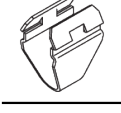


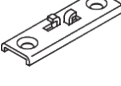
- Montage nur durch Fachpersonal.
- Anzahl Träger und Montage- / Trägerpositionen sind abhängig von Montageuntergrund, Systemgewicht, Stoffkonfektion, Schrauben- / Dübeltyp sowie möglicher Hindernisse.
- Fachpersonal hat der Situation angemessene Schrauben / Dübel zu verwenden.
- Höhere Profilseite (falls vorhanden) raumseitig montieren.

Kindersicherung


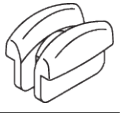

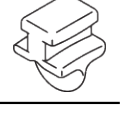

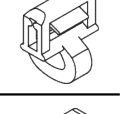
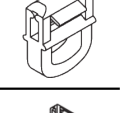
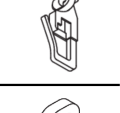
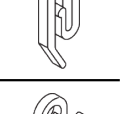
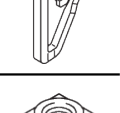
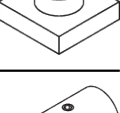
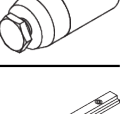
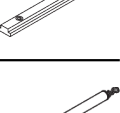

- Alle relevanten Silent Gliss Systeme entsprechen der Norm EN 13120.
- Norm EN 13120 muss von allen involvierten Parteien eingehalten werden.



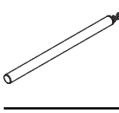
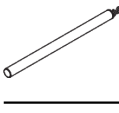
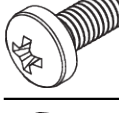
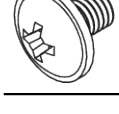
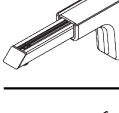
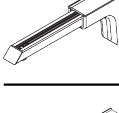
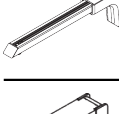
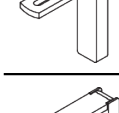
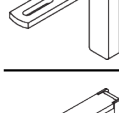
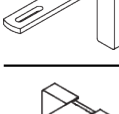
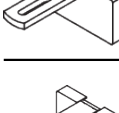
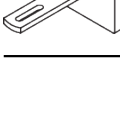
KOMPONENTEN

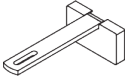
A. STANDARD KOMPONENTEN

	SG 1003p Profil
	SG 3014 Enddeckel
	SG 3070 Ösenfeststeller
	SG 3085 Verschlussfeder
	SG 3533 Gleiter
	SG 3599 Haken
	SG 6124 Träger

B. OPTIONALE KOMPONENTEN

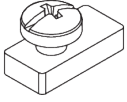
	SG 3012 Haken
	SG 3511 Gleiter
	SG 3534 Gleiter 3533 an der Stange
	SG 3535 Gleiter
	SG 3537 Gleiter
	SG 3547 Clic-Gleiter
	SG 3548 Gleiter
	SG 3549 Klickgleiter mit Haken
	SG 3582 Haken
	SG 3598 Öse
	SG 6117 Nutenstein
	SG 6175 Mini Hänger
	SG 6516 Profilverbinder
	SG 10430 Schleuderstab 50 cm

	SG 10431 Schleuderstab 75 cm
	SG 10432 Schleuderstab 100 cm
	SG 10433 Schleuderstab 125 cm
	SG 10434 Schleuderstab 150 cm
	SG 10492 Linsenschraube M4x8
	SG 11131 Linsenschraube mit Flansch M4x6
	SG 11154 Universal Smart Fix 120 mm
	SG 11155 Universal Smart Fix 150 mm
	SG 11156 Universal Smart Fix 200 mm
	SG 11206 Smart Fix 60 mm mit Langloch
	SG 11207 Smart Fix 80 mm mit Langloch
	SG 11208 Smart Fix 100 mm mit Langloch
	SG 11216 Square Smart Fix 60 mm mit Langloch
	SG 11217 Square Smart Fix 80 mm mit Langloch



SG 11218

*Square Smart Fix 100 mm mit
Langloch*



SG 11335

Feststeller
